



## Front Outer Cover & Back Cover Inner

8.50" X 11.00"

(File Page Size: 8.75X 11.25")

-  Bleed Area: 0.13" - We aim to trim this area off, but some movement can occur. Extend your design into this area to avoid white gaps that could occur due to paper movement.
-  Safe Area : top: 0.25", right: 0.25", bottom: 0.25", left: 0.60"- Keep any text or important elements away from this area. This area has a safe distance to allow for any paper movement as the trimming and binding can be done further in than expected.
- Trim Area - Also referred as the outer edge. Matches the finished size of your project

## Front Cover Inner & Back Outer Cover

8.50" X 11.00"

(File Page Size: 8.75X 11.25")




Bleed Area: 0.13" - We aim to trim this area off, but some movement can occur. Extend your design into this area to avoid white gaps that could occur due to paper movement.




Safe Area : top: 0.25", right: 0.60", bottom: 0.25", left: 0.25"- Keep any text or important elements away from this area. This area has a safe distance to allow for any paper movement as the trimming and binding can be done further in than expected.

--- Trim Area - Also referred as the outer edge. Matches the finished size of your project

Body  
Body Left  
8.50" X 11.00"  
(File Page Size: 8.75X 11.25")

 Bleed Area: 0.13" - We aim to trim this area off, but some movement can occur. Extend your design into this area to avoid white gaps that could occur due to paper movement.

 Safe Area : top: 0.25", right: 0.60", bottom: 0.25", left: 0.25" - Keep any text or important elements away from this area. This area has a safe distance to allow for any paper movement as the trimming and binding can be done further in than expected.

--- Trim Area - Also referred as the outer edge. We aim to trim this area off to the final size, but some movement can occur.

Body  
Body Right  
8.50" X 11.00"  
(File Page Size: 8.75X 11.25")



Bleed Area: 0.13" - We aim to trim this area off, but some movement can occur. Extend your design into this area to avoid white gaps that could occur due to paper movement.



Safe Area : top: 0.25", right: 0.25", bottom: 0.25", left: 0.60"- Keep any text or important elements away from this area. This area has a safe distance to allow for any paper movement as the trimming and binding can be done further in than expected.

Trim Area - Also referred as the outer edge. We aim to trim this area off to the final size, but some movement can occur.